

# FIRM CENTRAL: CREATE A MOBILE WEB APP

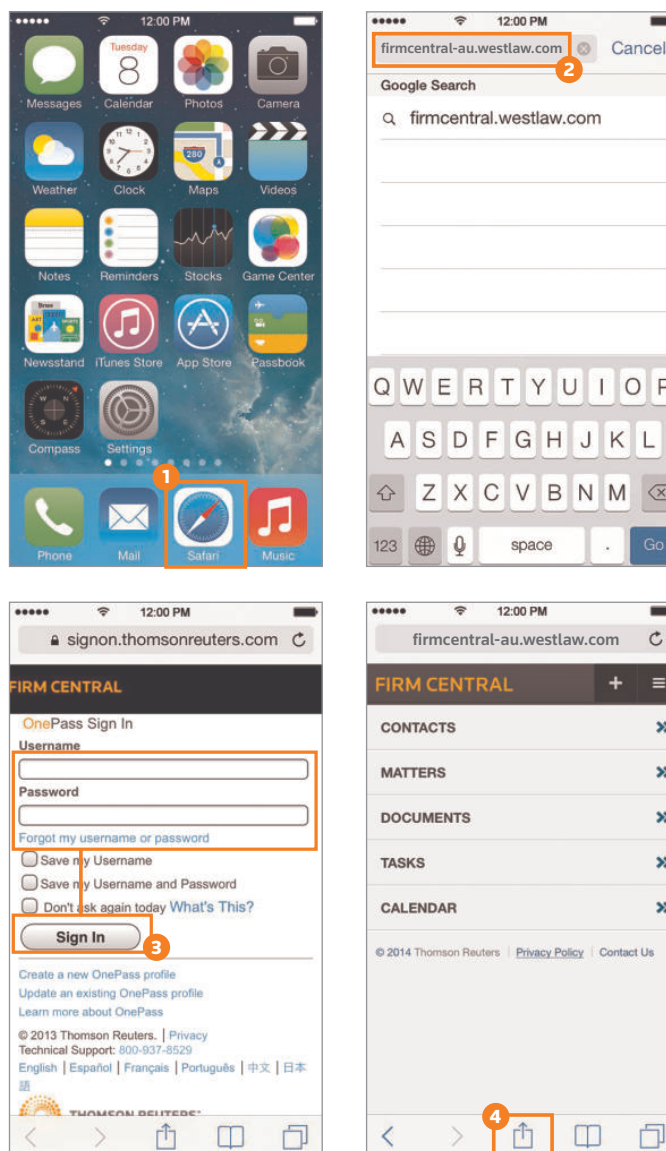
## PUT THE CENTER OF YOUR WORKDAY TO WORK – ANYWHERE

You're not always in your office, so you need access to all of your firm's information wherever you are, no matter what time of day. With Firm Central™, you can manage everything from your desktop, laptop, tablet, or smartphone. All you have to do to enable your tools to allow you to work off-site is create a simple Web application for either your iPhone®/iPad® or Android™ smartphone.

### iPhone/iPad

- 1 From the home menu, select **Safari**.
- 2 From Safari®, type **firmcentral-au.westlaw.com** in the browser, then click **Go**.
- 3 Log in to your account and click **Sign In**.
- 4 From this screen, select the **Share** icon.


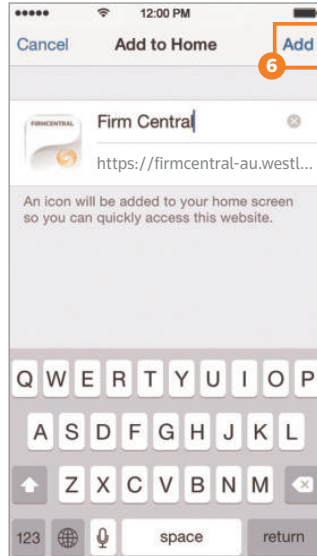

*(continued on reverse side)*



## CREATE A MOBILE WEB APP (CONTINUED)

### iPhone/iPad (continued)

- 5 Select the **Add to Home Screen** button.
- 6 Click the **Add** button.
- 7 Your new **Web App** should appear on your screen.



### Android

- 1 From the home screen, open the Internet.
- 2 In the browser, type in **firmcentral-au.westlaw.com**.
- 3 Log in to your account and press **Sign In**.
- 4 Once signed in, click the **menu** button and then click **Add shortcut to home screen**.
- 5 Your new **Web App** should appear on your screen.

